

GALILEO 350 TOP AUT.



- Innovative rounded design and no sharp edges or visible screws
- Chrome plated ground and lapped slide rod
- Lapped cast iron slide rod bushing
- Vulcanised rubber stops on carriage
- Removable support cover for thickness gauge plate
- Stainless steel slice deflector with bayonet fitting
- Stainless steel screws and fittings
- Enclosed and sealed belt pulley.
- 70 mm distance between blade and motor
- Bottom cover
- Changeover electronic circuit 110—220 V single-phase
- Built-in sharpening tool with bottom protection
- Standard blade removal tool
- For cleaning purposes easy to remove food pusher arm
- Ergonomic controls – pushbuttons with IP67 protection rating
- 3-speed selection
- 3 different adjustments for carriage travel
- Slice counter
- Slice number setting with automatic stop feature
- Enclosed and sealed drive motor
- Positive drive belt
- Blade inclination 38°.



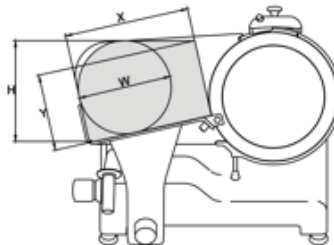
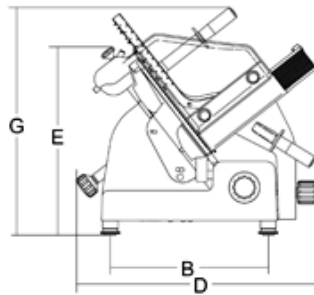
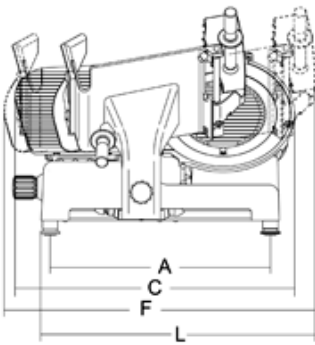
Controls



Remarkable clearance between blade and machine body



Optional legs



Model	GALILEO 350 TOP AUT.
Ø Blade	mm 350 - inch. 14
Motor	Watt 380+400 - Hp 0,52+0,54
Cut thickness	mm 25
Run of carriage	mm 365
Hopper	mm 430x320
A	mm 575
B	mm 410
C	mm 730
D	mm 732
E	mm 520
F	mm 816
G	mm 730
L	mm 725
X	mm 285/320
Y	mm 210
H	mm 275
W	mm 250
Net weight	kg 60
Shipping	mm 870x840x750
Gross weight	kg 76